

mark LEVINSON®

No 626

Stereo Preamplifier



Overview

The Mark Levinson No 626 dual-monaural preamplifier combines unsurpassed analog audio performance with advanced digital audio processing to push the reproduction of your source material to new levels of realism. At the heart of the No 626 is its proprietary Pure Path fully discrete, direct-coupled, fully balanced, dual-monaural signal path design with a discrete, balanced R-2R ladder volume control for the highest level of accuracy and best possible sonic performance.

Line stage inputs feature individual signal switching relays for each of its analog stereo inputs: two balanced (XLR) and three single-ended (RCA), plus MM/MC phono input. These low-noise analog switches offer the widest possible bandwidth and maximum signal integrity. Additionally, the power supply circuit and digital source circuits are carefully shielded from the analog and phono circuitry maintaining signal integrity at the highest level. System integration and expansion is possible via a host of analog outputs, which can operate full-range or with a user selectable fourth order 80Hz filter allowing for seamless integration with powered subwoofers.

The No 626 is the first Mark Levinson model to incorporate the new Precision Link III digital-to-analog converter supporting all digital inputs. At the heart of Precision Link III is the ES9039PRO, an 8-channel Hyperstream IV DAC from ESS Technology, supported with proprietary Mark Levinson jitter elimination circuitry and fully balanced, discrete I/V circuitry rounding out the foundation of the digital processing stage. Six digital inputs are provided including one AES/EBU, two coaxial and two optical plus a USB-C audio processor capable of asynchronous data transfer of high-resolution DSD and PCM at up to 32-bit / 384kHz resolution¹.

Highlights

- Tectonic Industrial Design with Signature Red Accent Lighting
- Pure Path Analog and Digital Circuit Design
- Balanced and Single-ended Analog Inputs
- Precision Link III DAC with Six Digital Inputs
- Pure Phono Class A MM/MC Phono Preamplifier
- Main Drive Class A Headphone Amplifier
- Configurable Balanced and Single-ended Analog Outputs
- Ultra-low-noise Toroidal Linear Power Supply
- Full-function Handheld Remote Control
- Designed and Engineered in the USA



No 626

Stereo Preamplifier



Analog Audio Inputs

- Two Pair, balanced XLR inputs
- Three Pair, single-ended RCA inputs
- One Pair, single-ended RCA Phono input + One, phono ground post

Digital Audio Inputs

- One, AES/EBU balanced input
- Two, Coaxial RCA inputs
- Two, Optical TOSLINK inputs
- One, Asynchronous USB-C high-resolution input¹

Analog Audio Outputs

- One Pair, balanced XLR outputs
- One Pair, single-ended RCA outputs
- One, TS ¼" (6.3mm) headphone output

Control Connectors

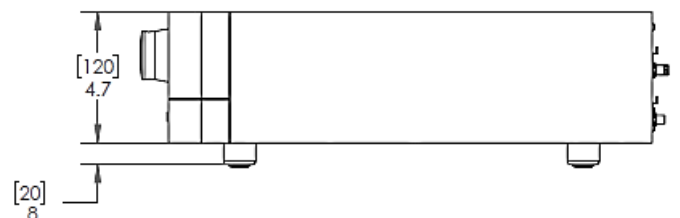
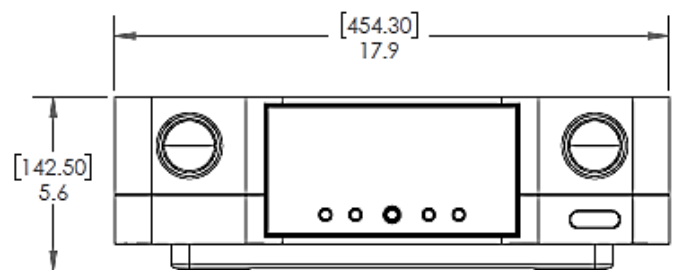
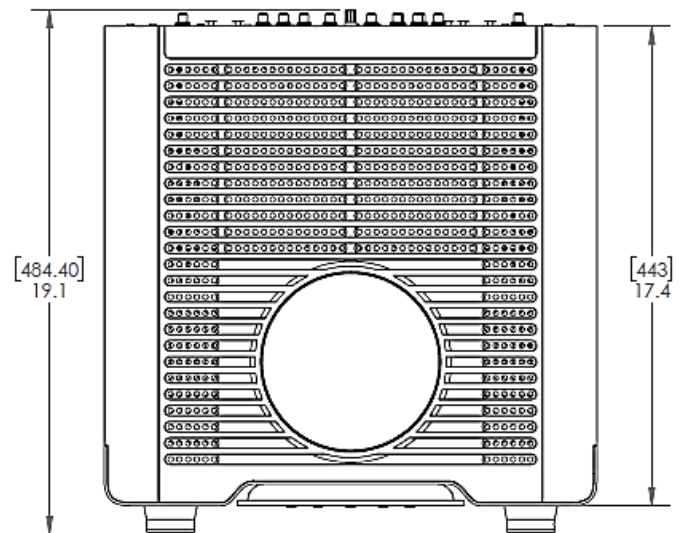
- Three, 3.5mm mono (tip/sleeve) mini plug trigger connectors
- One input / Two outputs, 3-12Vdc
- One, 3.5mm mono (tip/sleeve) mini plug IR input
- One, ML source link connector
- One, USB-A (service use)



Dimensions

5.6" x 17.9" x 19.1"

(142.5mm x 454.0mm x 484mm)





GAIN	
VARIABLE MODE MAX GAIN	13.5DB BALANCED; 7.5DB SINGLE-ENDED
FIXED MODE GAIN	3.0DB BALANCED; -3.0DB SINGLE-ENDED
FREQUENCY RESPONSE	
20HZ TO 20KHZ	+0.2DB / -0.02DB
0.4HZ TO 150KHZ	+0.1 / -2DB
TOTAL HARMONIC DISTORTION PLUS NOISE (THD+N)	
AT 1KHZ (2VRMS SINGLE-ENDED OR 4VRMS BALANCED OUTPUT)	<0.003%
AT 20KHZ (2VRMS SINGLE-ENDED OR 4VRMS BALANCED OUTPUT)	<0.005%
SIGNAL-TO-NOISE RATIO	
20HZ TO 20KHZ, WIDEBAND, UNWEIGHTED	>97DB (2VRMS SINGLE-ENDED OR 4VRMS BALANCED OUTPUT)
A-WEIGHTED	>100DB (2VRMS SINGLE-ENDED OR 4VRMS BALANCED OUTPUT)
CROSSTALK	
AT 1KHZ	BELOW NOISE FLOOR (UNUSED INPUTS TERMINATED)
AT 20KHZ	BELOW NOISE FLOOR (UNUSED INPUTS TERMINATED)
RCA INPUTS	
INPUT IMPEDANCE	>45KΩ
MAXIMUM INPUT LEVEL	NORMAL GAIN SETTING: >10VRMS, HIGH GAIN SETTING: >7VRMS
XLR INPUTS	
INPUT IMPEDANCE	>45KΩ
MAXIMUM INPUT LEVEL	NORMAL GAIN SETTING: >15VRMS, HIGH GAIN SETTING: >7.5VRMS
RCA OUTPUTS	
OUTPUT IMPEDANCE	<80Ω
MAXIMUM OUTPUT LEVEL	>11VRMS
XLR OUTPUTS	
OUTPUT IMPEDANCE	<160Ω
MAXIMUM OUTPUT LEVEL	>22VRMS
HEADPHONE OUTPUT	
OUTPUT IMPEDANCE (LOW IMPEDANCE SETTING)	<3Ω
OUTPUT IMPEDANCE (HIGH IMPEDANCE SETTING)	75Ω
MAXIMUM OUTPUT, LOW IMPEDANCE SETTING	>3VRMS (30Ω (0.3W), 20HZ TO 20KHZ, <0.1% THD)
MAXIMUM OUTPUT, HIGH IMPEDANCE SETTING	>7VRMS (300Ω, 20HZ TO 20KHZ, <0.01% THD)
TOTAL HARMONIC DISTORTION PLUS NOISE (THD+N)	<0.03% (20HZ TO 20KHZ, 2VRMS AT 30Ω)
	<0.01% (20HZ TO 20KHZ, 2VRMS AT 300Ω)

OTHER LINE STAGE	
CHANNEL SEPARATION	BELOW NOISE FLOOR (UNUSED INPUTS TERMINATED)
HIGH-PASS FILTER	DEFEATABLE 80HZ, 4TH ORDER (24DB/OCTAVE) LINKWITZ-RILEY
VOLUME CONTROL	BALANCED, CURRENT MODE, DISCRETE 15-BIT R-2R LADDER
PHONO STAGE	
RIAA FREQUENCY RESPONSE	20HZ TO 20KHZ, ± 0.3 DB
INFRASONIC FILTER	DEFEATABLE, 15HZ, 2ND ORDER (12DB/OCTAVE)
MOVING MAGNET MODE	
INPUT RESISTANCE	47K Ω
INPUT CAPACITANCE	SELECTABLE; 50, 100, 150, 200, OR 680PF
GAIN	40DB @ 1KHZ
TOTAL HARMONIC DISTORTION PLUS NOISE	<0.03%, 20HZ TO 20KHZ, 2VRMS OUTPUT
SIGNAL-TO-NOISE RATIO (REFERRED TO 2VRMS OUTPUT)	>97DB (20HZ TO 20KHZ, WIDEBAND, UNWEIGHTED)
	>102DB (A-WEIGHTED)
	>110DB @ 20HZ TO 20KHZ (SPOT NOISE)
MAXIMUM INPUT LEVEL	>95MV @ 1KHZ; >285MV @ 20KHZ
MOVING COIL MODE	
INPUT RESISTANCE	SELECTABLE; 20, 33, 50, 66, 100, 200, 330, 500, 1000, OR 47K Ω
INPUT CAPACITANCE	50PF
GAIN	SELECTABLE; HIGH = 70DB, LOW = 60DB @ 1KHZ
TOTAL HARMONIC DISTORTION PLUS NOISE	50DB GAIN SETTING: <0.02%, 20HZ TO 20KHZ, 2VRMS OUTPUT
	60DB GAIN SETTING: <0.02%, 20HZ TO 20KHZ, 2VRMS OUTPUT
	70DB GAIN SETTING: <0.04%, 20HZ TO 20KHZ, 2VRMS OUTPUT
SIGNAL-TO-NOISE RATIO (REFERRED TO 2VRMS OUTPUT)	50DB GAIN SETTING: >87DB (20HZ TO 20KHZ, WIDEBAND, UNWEIGHTED)
	50DB GAIN SETTING: >94DB (A-WEIGHTED)
	50DB GAIN SETTING: >100DB AT 20HZ TO 20KHZ (SPOT NOISE)
	60DB GAIN SETTING: >77DB (20HZ TO 20KHZ, WIDEBAND, UNWEIGHTED)
	60DB GAIN SETTING: >84DB (A-WEIGHTED)
	60DB GAIN SETTING: >90DB AT 20HZ TO 20KHZ (SPOT NOISE)
	70DB GAIN SETTING: >68DB (20HZ TO 20KHZ, WIDEBAND, UNWEIGHTED)
	70DB GAIN SETTING: >74DB (A-WEIGHTED)
70DB GAIN SETTING: >80DB AT 20HZ TO 20KHZ (SPOT NOISE)	
MAXIMUM INPUT LEVEL	50DB GAIN SETTING: >30MV @ 1KHZ; >105MV @ 20KHZ
	60DB GAIN SETTING: >9.5MV @ 1KHZ; >90MV @ 20KHZ
	70DB GAIN SETTING: >3.2MV @ 1KHZ; >30MV @ 20KHZ
DIGITAL-TO-ANALOG CONVERTER	
OUTPUT VOLTAGE	3.7VRMS @ FULL SCALE (0DBFS)
FREQUENCY RESPONSE	20HZ TO 20KHZ, +0 / -0.2DB

TOTAL HARMONIC DISTORTION	<0.0001% @ 1KHZ, FULL SCALE (0DBFS)
	<0.0003% @ 20KHZ, FULL SCALE (0DBFS)
SIGNAL-TO-NOISE RATIO (REFERRED TO 3.7VRMS / 0DBFS OUTPUT)	>117DB (20HZ TO 20 KHZ, WIDEBAND, UNWEIGHTED)
	>120DB (A-WEIGHTED)
SAMPLE RATES/BIT-DEPTHS	
PCM	32, 44.1, 48, 88.2, 96, 176.4, 192KHZ, OR 384KHZ; UP TO 32 BITS
DSD ¹	NATIVE OR DOP (DSD OVER PCM), SINGLE, DOUBLE, QUADRUPLE-SPEED (2.8, 5.6, 11.2MHZ). NATIVE DSD SUPPORTED WITH LINUX OR ANDROID BASED SOURCE DEVICES ONLY ¹
ANALOG AUDIO CONNECTORS	
LINE INPUTS	3x PAIR SINGLE-ENDED (RCA), 2x PAIR BALANCED (XLR)
PHONO INPUT	1x PAIR SINGLE-ENDED PHONO INPUTS (RCA), 1x PHONO GROUND BINDING POST
OUTPUTS	1x PAIR SINGLE-ENDED LINE (RCA), 1x PAIR BALANCED LINE (XLR), 1x TS ¼" (6.3MM) HEADPHONE
DIGITAL AUDIO CONNECTORS	
BALANCED	1x AES/EBU (XLR)
COAXIAL	2x S/PDIF (RCA)
OPTICAL	2x TOSLINK
USB ASYNCHRONOUS ¹	USB TYPE C (ASYNCHRONOUS) ¹
CONTROL/SERVICE CONNECTORS	
LINK	1x RJ-12 CONNECTION FOR USE WITH FUTURE SOURCE DEVICE
INFRARED (IR)	1x 1/8" (3.5MM) PHONE JACK
DC TRIGGERS	2x 12V OUTPUTS (1 1/8" / 3.5MM PHONE JACK)
	1x 12V INPUT (1 1/8" / 3.5MM PHONE JACK)
SERVICE	1x USB-A (SOFTWARE UPDATE ONLY)
GENERAL	
MAINS VOLTAGE	100VAC, 120VAC, OR 230VAC (REGION SPECIFIC)
POWER CONSUMPTION ECO ON MODE (STANDBY)	<0.5W
POWER CONSUMPTION ECO OFF MODE (STANDBY)	<75W
POWER ON, IDLE	<80W
POWER ON, IDLE, HEADPHONES CONNECTED	<85W
DIMENSIONS (W X D X H)	17.9" X 19.1" X 5.6" (455 X 484 X 142.5MM)
PACKAGING DIMENSIONS (W X D X H)	24.8" X 24.8" X 13.4" (630 X 630 X 340MM)
UNIT WEIGHT	37.7 LBS (17.1 KG)
WEIGHT WITH PACKAGING	57.1 LBS (25.9 KG)

1 - NATIVE OR DOP (DSD OVER PCM), SINGLE, DOUBLE, QUADRUPLE-SPEED (2.8, 5.6, 11.2MHZ). NATIVE DSD SUPPORTED WITH LINUX OR ANDROID BASED SOURCE DEVICES ONLY